

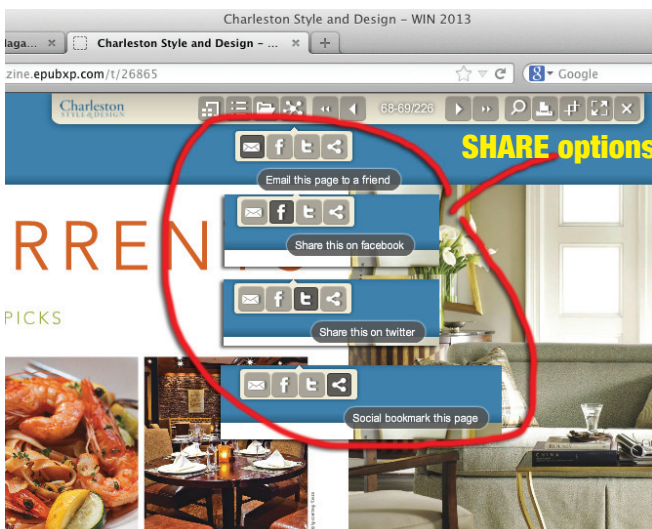
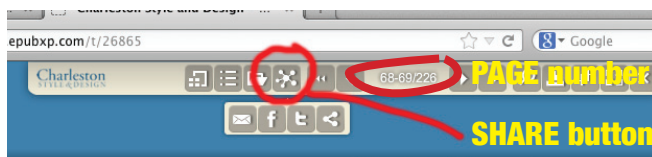
Instructions for putting a direct link to your ad or article onto your website.

These instructions should help you either email a direct link to your ad or article on our virtual magazine or give you a link you can copy and give to your webmaster to go on your web site.

We highly recommend that you follow this and continue expanding your advertising and publicity opportunities. It's free and very easy to do, whether you choose to do it by email, web site, or on your social networking sites.

First of all, access the epub by going to our home page and clicking on the cover image on the left column <http://www.charlestonstyleanddesign.com>

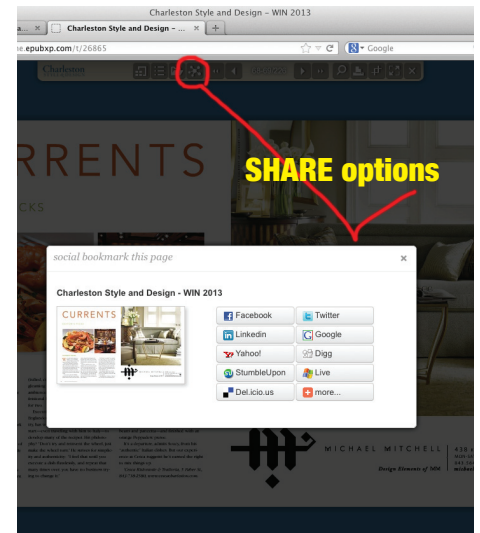
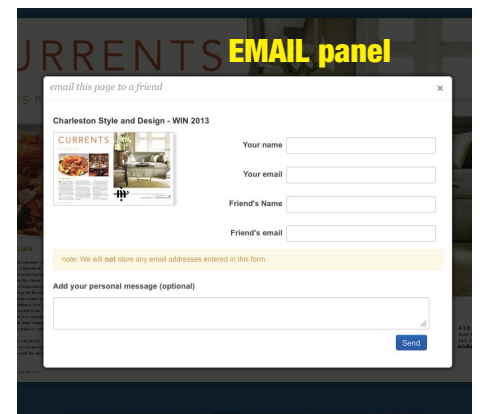

Then find the page you want and type it into the top box, hit return. Then click on the Share button in the top center of the page.



You'll see a box pop up that enables you to share in multiple ways (see lower left photo), either email, tweet, Facebook, bookmark, etc. a direct link to multiple people, OR, you can email one to yourself and then copy the link that comes in your email.

If you grab the jpg of the cover in the email we send out at the end of each cycle (example bottom right), your webmaster can make that image a live link on your site, going directly to your article or ad. Just right-click on the jpg if you are a PC-user or hold your mouse down on it and "save image as" for Mac users.

Please remember that you can only either link directly to the article on our site, or talk with us about using



the html text on your site. However, the photographs used in our articles are copyrighted so you must have full permission from Holger Obenaus in order to display the images separately on your website.

Thank you for helping us to better serve your marketing efforts.

